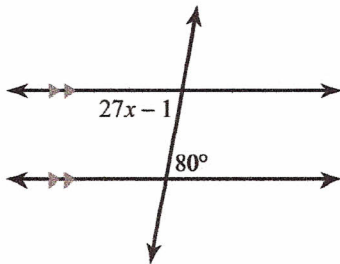


## 2.4 ~ Angle Postulates &amp; Theorems

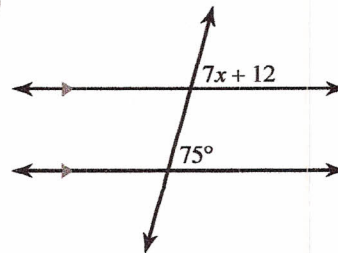
Past due on \_\_\_\_\_ Period \_\_\_\_\_

Identify the angle pair shown: corresponding, alternate interior, alternate exterior, same-side interior, same-side exterior, vertical, or linear pair. Set up and solve an equation to find the value of  $x$ .

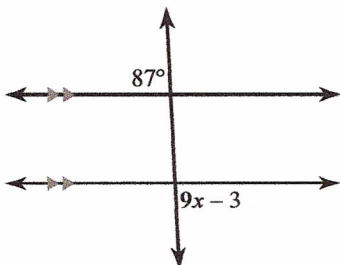
1)



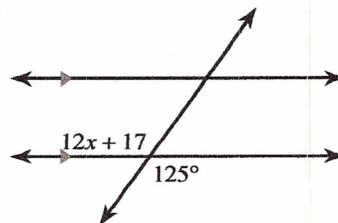
2)



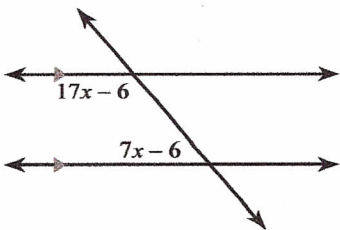
3)



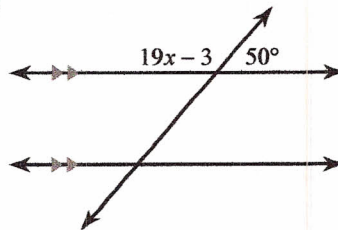
4)



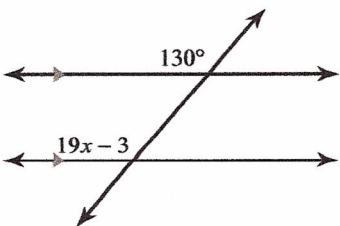
5)



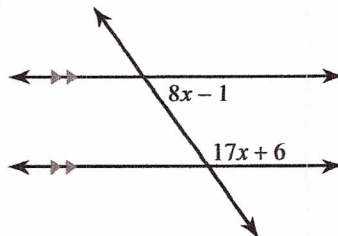
6)



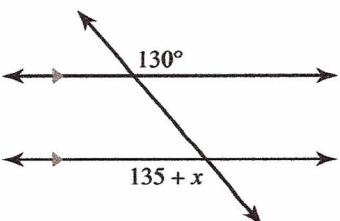
7)



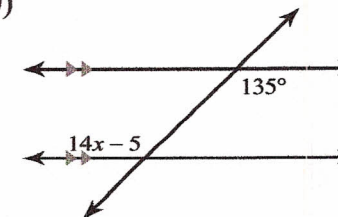
8)



9)

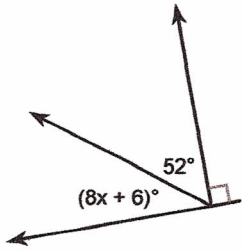


10)

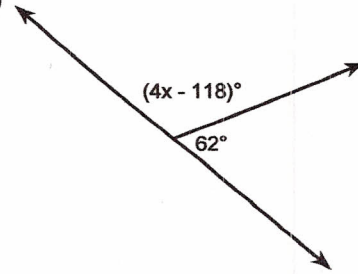


Use those angle relationships - from Lesson 2.2 - to set up and solve an equation to find the value of  $x$ .

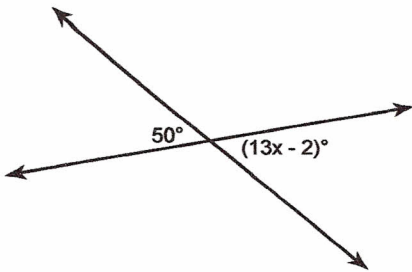
11)



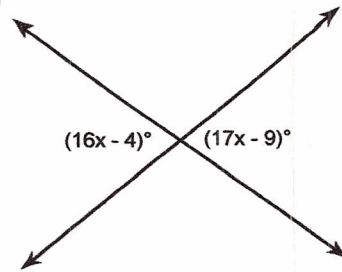
12)



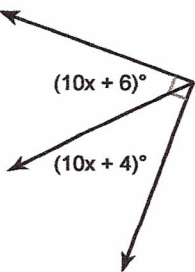
13)



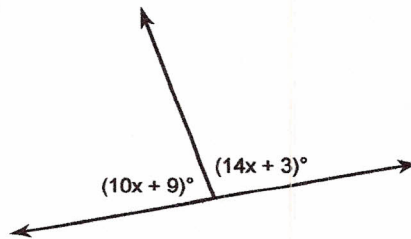
14)



15)

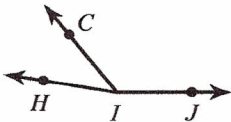


16)

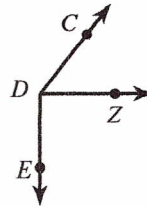


Use the Angle Addition Postulate to set up and solve an equation to find the value of  $x$ .

17) Find  $x$  if  $m\angle HIJ = 20x + 11$ ,  $m\angle CIJ = 130^\circ$ , and  $m\angle HIC = 4x + 9$ .



18)  $m\angle CDZ = 4x + 12$ ,  $m\angle ZDE = 10x - 10$ , and  $m\angle CDE = 142^\circ$ . Find  $x$ .



Use the Segment Addition Postulate to set up and solve an equation to find the value of  $x$ .

