


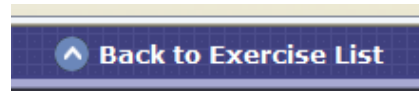
What do I do without you?

1. Go to: interactmath.com
2. Click on 'Enter' & select your text: Demana... PreCalc... 7e
3. This will bring you to your textbook's table of contents.
4. For each chapter, click on the ⊗ to expand & view the sections of the chapter
5. Click on the section you're in need of help with.
6. The problems offered match those in your text.



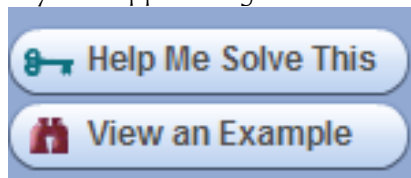
When you enter a section, you will be brought to a page with a complete list of exercises. Once you click on an exercise (and work out the problem) to advance you can either hold the mouse over the numbers listed above the exercise to find the next one or...

All the way on the right side of your screen is this link:



If you finish w/the section's exercises and you're at the exercise list, then click on the link at the top that says Back to Chapter List.

If you happen to get stuck and need help w/a problem, you have options.



This option will walk you through the problem step-by-step; it's interactive.

If you need to see an example & can make sense of it, then simply click on this option.

To those of you who have said, "I get it in class but as soon as I get home, I forget what to do."
Here's access to homework help...It's like I'm there but I'm not.

If you'd like a hard copy of a certain problem, be green and do a print screen. Hold down Ctrl & Ins./PrtSc—this will copy the screen. Open up Word and paste & there you go.

To crop—if you click on the image you will be offered a new tabby-thing at the top of your screen, click on it. The crop icon is in the same vicinity.

Haven't you always wondered how I do what I do? ☺